

STAINLESS STEEL PITOT TUBES

ASME Design Meets AMCA and ASHRAE Codes

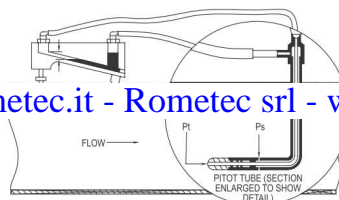

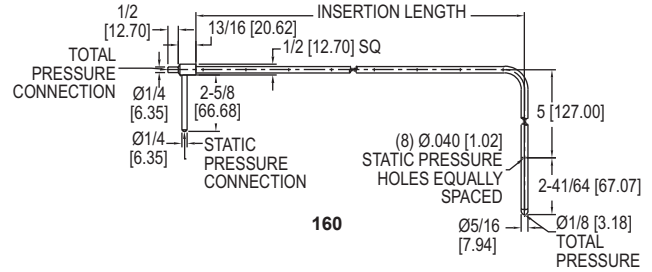


Figure 3 - Pitot Tube Senses Total and Static Pressures. Manometer Measures Velocity Pressure - (Difference Between Total and Static Pressures).

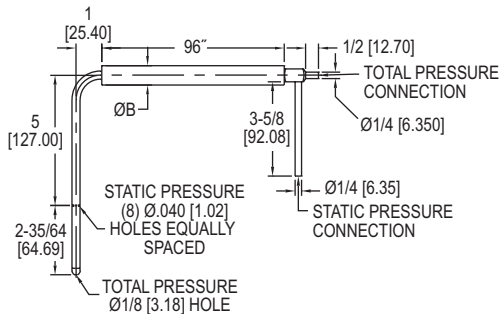
Scala incisa per individuare lunghezza inserzione



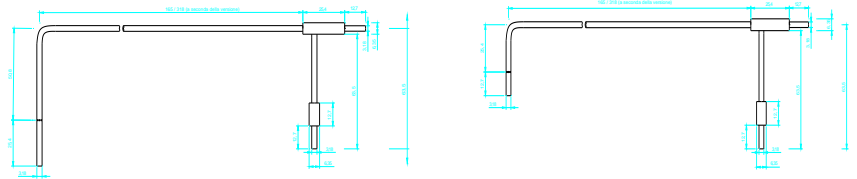
Standard Model 160 Pitot Tube



160



160
96" and longer with stiffener



166

167

The **SERIES 160** Stainless Steel Pitot Tube is constructed from corrosion resistant stainless steel with permanently etched insertion depth graduations for a lifetime of service. The static pressure port is parallel to the sensing tube to allow quick, easy alignment of the tube with air flow. A universal model fits the user supplied 3/4" schedule 40 pipe in any length.

FEATURES/BENEFITS

- Low sensitivity to misalignment up to 15 degrees
- No calibration needed due to ASHRAE tip design
- Silver soldered connections for leak-proof operation
- 5/16" models rated to 1500°F (815.5°C)

APPLICATIONS

- Monitor or control air velocity or air flow when combined with differential pressure gage, switch, or transmitter

MODEL CHART			
Standard 5/16" Diameter Model	Insertion Length	Longer Length with Stiffener Model	Insertion Length
160-8	8-5/8"	160-96	96"
160-12	12-5/8"	Pocket Size 1/8" Diameter Model	Insertion Length
160-18	18-5/8"		
160-24	24-5/8"		
160-36	36-5/8"		
160-48	48-5/8"	166-6	6"
160-60	60-5/8"	166-12	12"
		167-6	6"
		167-12	12"
Model	Description		
160-KIT	Kit containing 160-18, 160-24, 160-36, 160-48, and carrying case		

OPTIONS	
To order add suffix:	Description
-CF	1/8" male NPT compression fitting, mounting option for Series 166/167
Example: 166-6-CF	

ACCESSORIES	
Model	Description
A-156 A-158	Flange mounting plate 1/2" female NPT Split flange mounting. Can be added to any Dwyer® No. 160 standard pitot tube. Cadmium plated steel. Gasket is pattern for mounting holes. Secure flange loosely to tube, adjust tube depth and tighten screws. Gasket of 1/16" Neoprene fits tightly around tube and against duct for leak-proof seal. Nuts, washers included.
A-159	Mounting gland. Versatile adapter slips on any Series 160, 5/16" standard pitot tube made after Dec. 1990. Two-part stainless steel fitting slides over tube and provides permanent, secure mounting. Where duct interior is accessible, use the washers and jam nut supplied. For blind applications or in thicker materials, use model A-156 flange mounting plate. Once tube is adjusted to proper depth and angle, tighten smaller hex bushing to lock position. Graphite bushing inside assures leak-proof seal even at higher temperatures. TFE bushing also available. Note: For full insertion with this fitting, order next longer pitot tube. A-159 mounting gland is used for both duct mounting and flange mounting.
A-160-CASE A-397	Carrying case for pitot tubes up to 48" Step drill. For fast, convenient installation of pitot tubes in sheet metal ducts. No center punch needed; automatic de-burring. Drills six sizes from 3/16"-1/2" in 1/16" increments.



A-158



A-159



To flange mount, the A-159 must be used with the A-156 flange mounting plate.



A-160-CASE



A-397